

An aerial photograph of a dark-colored car with a white and yellow stripe on its side, parked on a silver metal open car trailer. The trailer is positioned on a dark asphalt surface. The car's license plate reads 'WOOD 998F'. The trailer has a dark brown deck and perforated metal side rails. The trailer is hitched to a vehicle, with the hitch and part of the front wheel visible.

**BRIAN JAMES TRAILERS**

» Connected to you

**A TRANSPORTER**  
MARKET LEADING OPEN CAR TRAILERS

UNITED KINGDOM

**A TRANSPORTER**



## A TRANSPORTER DESIGNED FOR PERFORMANCE

**5** 5 YEAR  
CHASSIS  
WARRANTY



The **A Transporter** range represents the ultimate evolution in trailer design. With a strong, durable galvanised chassis, low bed height and a range topping 3000kg gross capacity. A Transporter trailers are perfectly suited for vehicle recovery, professional transport and motorsport alike.

**A Transporter** trailers are available with load bed lengths from 2.70m to 5.00m, in single or twin axle variants. All feature internally stored 'easy glide' ramps and a flush fitting centre deck.



Low chassis design for safe and stable towing

A TRANSPORTER

## A Transporter

High specification as standard




● **Rear stands with foot pedal action**  
Designed to compliment the 'easy glide' out ramps these spring loaded, foot operated support stands can be lowered or raised in seconds. Rear stands provide the dual function of load support when engaged and locking the ramps safely in position when towing.

○ **Wheel chocks, Professional**  
Fully adjustable, quick release wheel chock system engages directly into the trailer chassis within seconds.



○ **Tie-down wheel 'sleeve' straps**  
Approved by car manufacturers and race teams alike, these new straps hold the vehicle safely and securely without straining suspension geometry. Easy to fit, with multiple built-in tie-down points.



● **Easy glide, high grip ramps**  
1.90m (single axle models) and 2.40m (twin axle models) punched ramps pull out from the trailer bed in seconds.

'Easy-glide' rollers ensure the operation requires little effort.





○ Manual winch, load pressure auto braked, + 6 point adjustable pull positions.



○ Fuel can storage  
Designed to carry either 1, 2 or 3 x 20ltr Jerry cans. Lockable, twin opening doors. A Transporters are available in Sargasso blue, Poppy red, Arcelor anthracite or Jet black body colour trim and the fuel storage locker can be colour matched to the trailer body.



○ Manual winch + 3 point adjustable pull positions.



● Storage bed locker (front)  
Lockable front storage locker, with automatic lift lid.

Internal size: 425mm length, 90mm depth, width dependent on chassis load bed width.

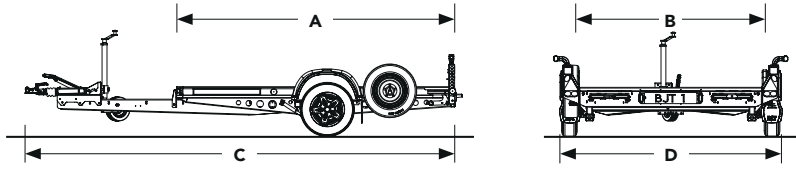


○ Alloy wheels  
A Transporters are also available with alloy wheels in standard Silver or diamond-cut Anthracite (Anthracite shown).

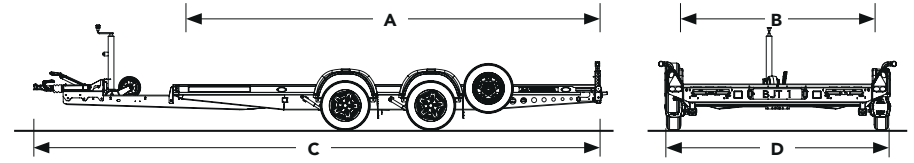
● Standard. ○ Optional at extra cost.



## A Transporter - Single axle technical information

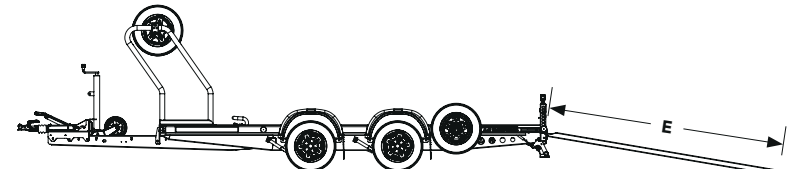



## A Transporter - Twin axle technical information



A TRANSPORTER – SINGLE AXLE				
PRODUCT CODE	125-1011	125-1111	125-1211	125-1312
<b>CAPACITY</b>				
Gross kg	1,500	1,500	1,500	1,500
Load kg	1,060	1,010	973	955
<b>DIMENSIONS</b>				
Load bed length m <b>A</b>	2.70	3.20	3.70	4.00
Internal bed width m <b>B</b>	1.80	1.80	1.80	2.00
Overall trailer length m <b>C</b>	4.24	4.74	5.24	5.54
Overall trailer width m <b>D</b>	2.18	2.18	2.18	2.38
Bed load height m	0.42	0.42	0.42	0.42
<b>RUNNING GEAR</b>				
Wheel size	12"	12"	12"	12"
Axles	1	1	1	1
Spare wheel	•	•	•	•
Heavy duty jockey wheel	•	•	•	•
Steel coupling head with integral high security lock	•	•	•	•
<b>RAMPS</b>				
High grip, glide out 1.90m <b>E</b>	•	•	•	•
<b>WARRANTY</b>				
5 year chassis warranty	•	•	•	•

A TRANSPORTER – TWIN AXLE									
PRODUCT CODE	125-2002	125-2112	125-2213	125-2223	125-2323	125-2324	125-2423	125-2424	
<b>CAPACITY</b>									
Gross kg	2,000	2,000	2,600	2,600	2,600	3,000	2,600	3,000	
Load kg	1,445	1,388	1,970	1,955	1,930	2,320	1,905	2,295	
<b>DIMENSIONS</b>									
Load bed length m <b>A</b>	3.30	3.70	4.00	4.00	4.50	4.50	5.00	5.00	
Internal bed width m <b>B</b>	1.70	1.80	1.80	2.00	2.00	2.00	2.00	2.00	
Overall trailer length m <b>C</b>	4.68	5.24	5.54	5.54	6.04	6.04	6.54	6.54	
Overall trailer width m <b>D</b>	2.08	2.18	2.18	2.38	2.38	2.38	2.38	2.38	
Bed load height m	0.42	0.42	0.42	0.42	0.42	0.42	0.42	0.42	
<b>RUNNING GEAR</b>									
Wheel size	12"	12"	12"	12"	12"	12"	12"	12"	
Axles	2	2	2	2	2	2	2	2	
Spare wheel	•	•	•	•	•	•	•	•	
Heavy duty jockey wheel	•	•	•	•	•	•	•	•	
Steel coupling head with integral high security lock	•	•	•	•	•	•	•	•	
<b>RAMPS</b>									
High grip, glide out 2.40m <b>E</b>	•	•	•	•	•	•	•	•	
<b>WARRANTY</b>									
5 year chassis warranty	•	•	•	•	•	•	•	•	



# BRIAN JAMES TRAILERS

» Connected to you

## 5 YEAR EXTENDED CHASSIS WARRANTY

All of our trailers come with a standard 1 year non-transferable manufacturer's warranty covering the integrity of the chassis, which can be extended to 5 years at no additional charge upon registration.

This 5 year extended warranty applies to the chassis only. All other components are subject to a standard 1 year warranty, subject to fair wear and tear.

## NOTES

All images used are for illustrative purposes only and may show non-standard equipment and finishes. All products are subject to change without prior notice due to our continuous development programme.

© BRIAN JAMES TRAILERS LIMITED

Edition: ATRANS2022\_UK\_Q4\_1



THE QUEEN'S AWARDS  
FOR ENTERPRISE:  
INTERNATIONAL TRADE  
2018

### Brian James Trailers Limited.

Sopwith Way, Drayton Fields Industrial Estate  
Daventry, Northampton, NN11 8PB

T + 44 (0)1327 308 833

Brian James Trailers are available by contacting our sales team as well as through an extensive network of official dealers throughout the country.

For more information please visit our website.

[www.brianjamestrailers.co.uk](http://www.brianjamestrailers.co.uk)

### Dealer information